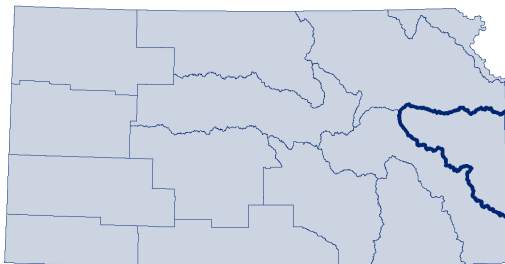
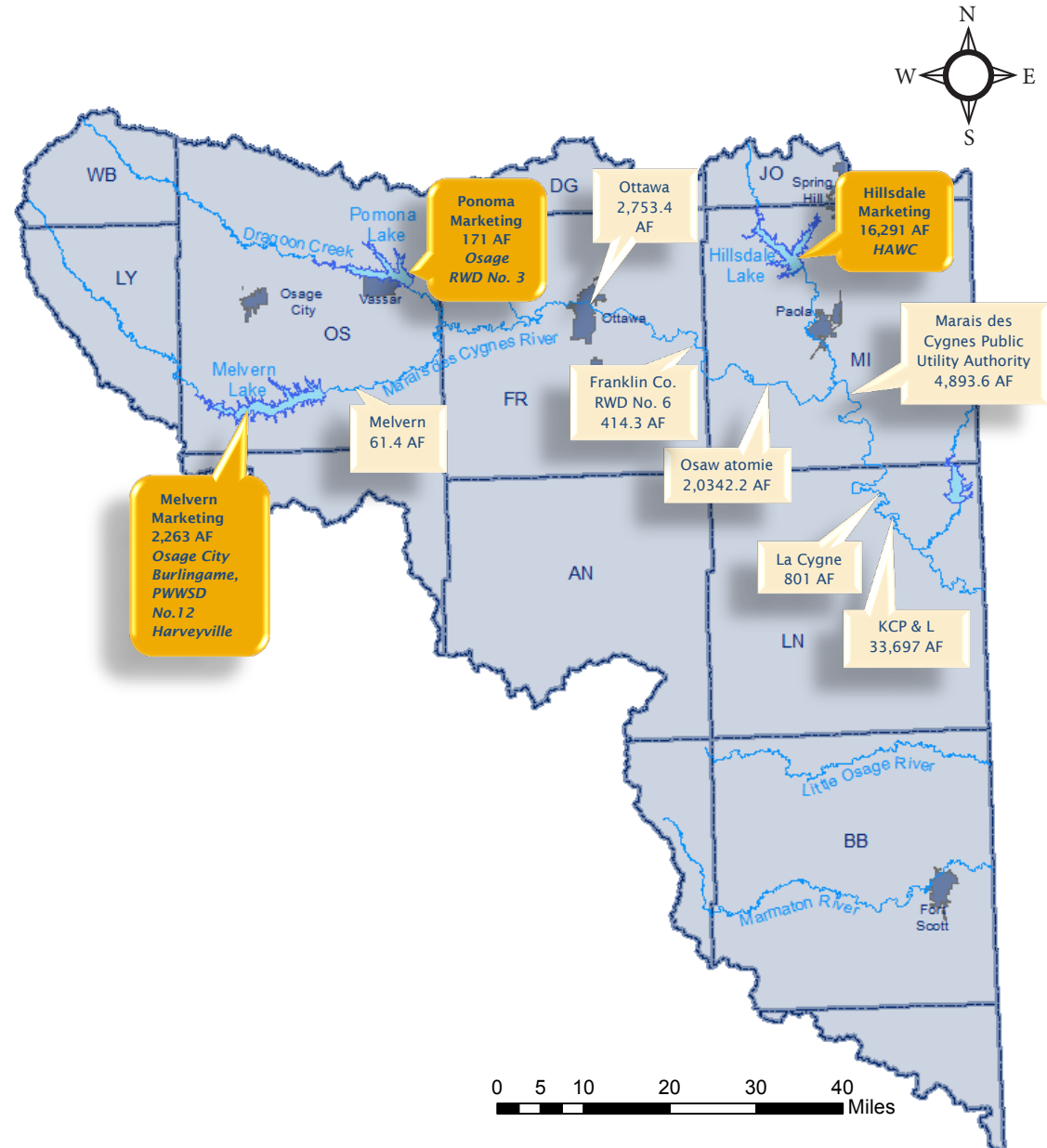




Marais des Cygnes River Water Supply Storage Customers

Member	Max Authorized (AF/yr)	% of Total	Max since 1990 (AF/yr)
City of Ottawa	2,753.4	4.34%	2,024.1
Franklin County RWD No. 6	414.3	0.66%	385.29
City of Osawatomie	2,034.2	3.21%	1,082.6
MdC Public Utility Authority	4,893.6	7.72%	1,338.8
City of LaCygne	801.0	1.26%	444.4
KCP&L	33,697.0	53.17%	14,323
City of Melvern	61.4	0.1%	61.4
Melvorn Marketing	2,263	3.57%	1,011
Ponoma Marketing	171	0.27%	26
Hillsdale Marketing	16,291	25.7%	5,263
Total (AF/yr)	63,379.9	100%	25,959.59



Map Legend

-  Marketing Contract In AF/yr
-  Access District Member Water Right Allocation In AF/yr

