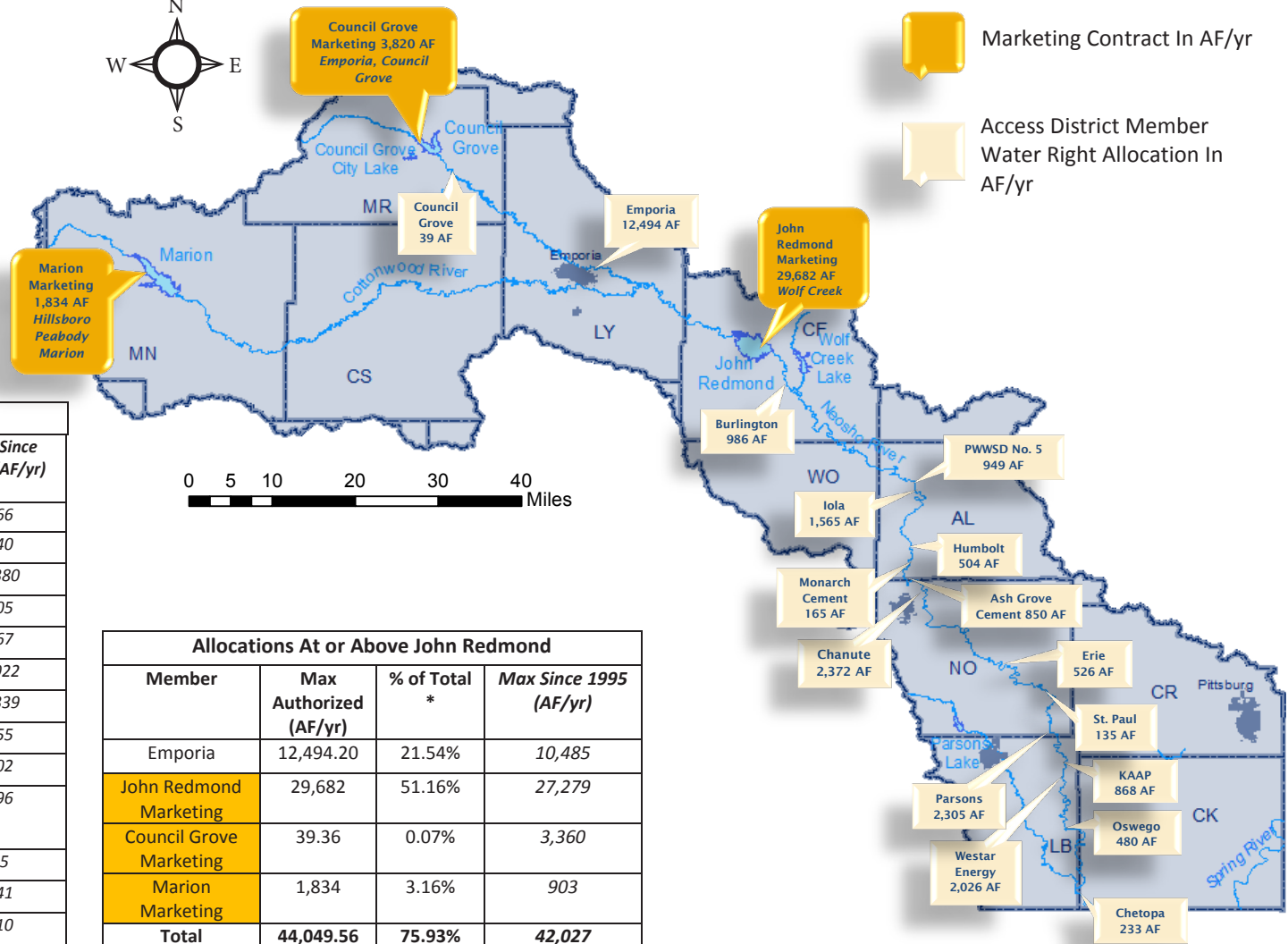

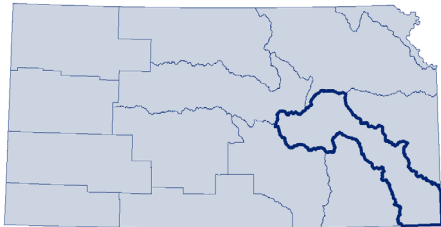


Cottonwood & Neosho River Water Supply Storage Customers



Allocations Below John Redmond

Member	Max Authorized (AF/yr)	% of Total *	Max Since 1995 (AF/yr)
PWWS No. 5	948.95	1.64%	866
Burlington	986.39	1.7%	740
Parsons	2,304.73	3.97%	2,380
Erie	526.53	0.91%	405
Westar Energy	2,026.45	3.49%	867
Chanute	2,371.80	4.09%	1,922
Iola	1,565.09	2.7%	1,339
Humboldt	504.06	0.87%	355
Oswego	480.52	0.83%	302
Kansas AA GPD	613.78	1.06%	296
Day & Zimmerman	254.41	0.44%	
Monarch Cement	165	0.28%	65
Ash Grove Cement	849.91	1.46%	741
Chetopa	233.24	0.40%	210
St. Paul	135.06	0.23%	109
Total	13,966	24.07%	10,597